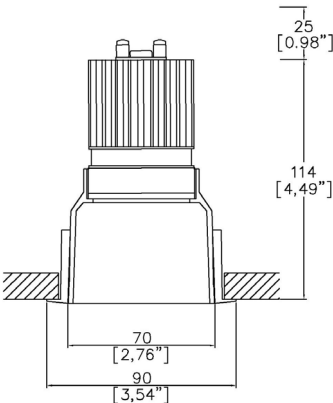


Soft70 Gen2 Deep Fixed Trim

TM65.2	11kgCO2e
TM66	2.5 CEAM



Ø90mm (3.54") overall trim. Ø70mm (2.76") overall trimless. Available with standard trim kit or 3 flush trim options, depending on ceiling type and finish. Family of matching products also available.



SF70100-TR1 <sup>(1)</sup>  
Cut-out Ø82mm (Ø3,22").  
Required depth height + 25mm ^

LED Source	LED51/3	LED51/3	LED51/3	LED51/3
CCT	3000K	3000K	3000K	3000K
Drive Current	350mA	350mA	350mA	350mA
Power inc Driver	14.8W	14.8W	14.8W	14.8W
Beam Angle	SP (12°)	MF (21°)	FL (30°)	WFL (51°)
Delivered Lumens	892	898	993	990
Delivered Intensisty cd	12211	5345	3476	1349
Efficacy lm/w	60	60	67	67
Forward Volt	36V	36V	36V	36V
CRI	≥90 CRI	≥90 CRI	≥90 CRI	≥90 CRI

Apply these factors to 3000K for lumen output of other CCTs: 2200K x 0.65 / 2400K x 0.69 / 2700K x 0.98 / 4000K x 1.02.

Project Ref: \_\_\_\_\_ Location Ref: \_\_\_\_\_

Fixture Order Code: 

SF70100

 – 

TR1

 –  –  –  –

Fixture

SF70100

Soft70 Gen2 Deep Fixed for LED

Installation

TR1

Trim for Existing Ceilings (ceiling thickness 25mm max)

Body Finish

WH03

White RAL 9016

BK01

Black RAL 9005

RAL\*

Custom RAL Colour\*

ABR1

Antique Brass

ABZ1

Antique Bronze

PCH1

Polished Chrome

PNK1

Polished Nickel

PBR1

Polished Brass

Trim Finish

WH03

White RAL 9016

BK01

Black RAL 9005

RAL\*

Custom RAL Colour\*

ABR1

Antique Brass

ABZ1

Antique Bronze

PCH1

Polished Chrome

PNK1

Polished Nickel

PBR1

Polished Brass

IP Rating

20

IP20

54

IP54

65

IP65

Fire Rating

0

No Fire Rating

FR (3)

Fire Rated

(1) For any ceiling thickness or construction type not shown please contact Lucent

(2) Adjustment may be limited in thicker ceiling constructions. Refer to installation instructions for details.

(3) Tested and approved to EN 1363-1:2020 and EN 1365-2:2014 for 60 minutes Fire Rating.

Module Order Code: 

LED51/3

 –  –

LED

LED51/3

LED50 ONE GEN 3

CCT

22 (4)

90 CRI 2200K

24 (4)

90 CRI 2400K

27

90 CRI 2700K

30

90 CRI 3000K

40 (4)

90 CRI 4000K

Beam

SP

Spot

MF

Medium Flood

FL

Flood

WFL

Wide Flood

(4) contact Lucent for availability

Driver Options:

Protocol

S

Non-Dim

A

Analogue (0-10v)

P

Phase

D

DALI

B

Bluetooth\*\*

Emergency Options:

Emergency

E

Maintained 3hr Emergency


ED

Maintained 3hr DALI Self Test

ES

Maintained 3hr Self Test

Installation Kits



Trim Kit for Existing Ceilings


Finish selection




Antique Brass



Antique Bronze



Polished Brass



Polished Nickel




Polished Chrome

Accessories




Honeycomb Louvre



Diffusing Lens



Frosted Lens



Heavy Spread Lens



Linear Spread Lens

Accessories Order Code:

Louvre/Lens  
LL45 Honeycomb Louvre  
LLDF Diffusing Lens  
LLFR Frosted Lens  
LLLS Linear Spread Lens  
LLHS Heavy Spread Lens

## Technical Details

\*Custom RAL code must be specified. Custom RAL colours can increase prices and lead times

Dimming. Whilst Lucent can offer the majority of its luminaires with various dimming options, it remains the responsibility of the specifier/installer to check and ensure compatibility of any control equipment used. Additional cabling may be required depending on the dimming protocol specified.

\*\*Bluetooth (wireless) is the communication method. The exact dimming protocol must be confirmed to allow the selection of suitable drivers or bluetooth devices.

^ Depth indicated is the minimum recess depth for the luminaire with a remote mounted LED driver. Installing a driver through either the luminaire cut-out or installation kit may require additional recess depth, please refer to the relevant luminaire installation instructions for further details. Data correct at time of publishing

First Fix Requirement. Luminaire comprised of fixture body with ceiling trim and installation kit, which is to be fitted into the ceiling once finished. Ensure correct alignment of the installation kit before final assembly (see luminaire installation instructions for details)

IP Rating. Tested from underside of the ceiling

Note that the picture of the finishes provided is for illustrative purposes only. The finishes may vary in colour, texture and appearance. Contact Lucent lighting Ltd for more information.

It is the policy of Lucent Lighting to continually review and improve its products and therefore reserve the right to change any details of product or withdraw specifications without prior notice.

Luminaires designed to comply with EN60598 and all other standards.

This specification sheet supersedes all previous versions.

All intellectual property rights pertaining to the product described above and to this document are owned by or licensed to Lucent Lighting Ltd.

We reserve the right to take whatever action is necessary to protect those intellectual property rights.